

**QUALITY  
CONSTRUCTION  
EQUIPMENT**

# **WEAR PARTS**

---

**RUBBER TRACKS  
SOLID TIRES  
RUBBER PADS  
CHAINS  
UNDERCARRIAGE  
OTT RUBBER & STEEL TRACKS  
MOROOKA OEM PARTS  
YANMAR OEM PARTS**





OUR MISSION  
**PEOPLE  
FIRST**

**SUMMIT SUPPLY**  
is a team-driven, customer-focused  
organization that strives to  
deliver quality products in  
a timely manner, at fair prices,  
with unmatched customer service.







# TABLE OF CONTENTS

---

Summit's Evolution	5
Core Values	6
Shipping Policies	7
Why Our Tracks Should Be Your Tracks	8
HD Style Guide	9
Track Loader Rubber Tracks	10
Excavator Rubber Tracks	11
Crawler Carrier & Dumper Rubber Tracks	13
Non-Marking Rubber Tracks	14
Specialty Equipment	15
Agricultural Tracks	17
Used Rubber Tracks	18
Over The Tire Rubber Tracks	19
Over The Tire Steel Tracks	20
Summit Rubber Pads	21
Specialty Rubber Pads	22
Steel Chains & Rubber Pad Assembly	23
Solid Tires Terrain Guide	24
Flatproof Tires	25
Solid Tires	27
Undercarriage Wear Parts	29
Idler Styles	30
Bottom and Top Roller Styles	31
Sprocket Styles	32
OEM Parts Distribution	33
FAQs	34
Testimonials	35
Quality Construction Wear Parts	36
How To Measure Tires	37
How To Measure Rubber Tracks	38
How To Measure Rubber Pads	39



# SUMMIT'S EVOLUTION

**1982** Multi Machine opens in Garwood, New Jersey as a machine shop in a garage

**1987** The company purchases a 2,400 sq. ft. building in Hillside, NJ

**1993** After outgrowing the Hillside location, Multi Machine relocates to Roselle, NJ

**1998** First replacement rubber track sold

**2002** Multi Machine begins stocking popular track sizes

**2005** We start importing tracks directly to our new 17,000 sq. ft. warehouse in Hampton, NJ

**2006** We celebrate our first full year in the track business by selling 800 rubber tracks

**2007** Multi Machine spins off Summit Supply as a separate business unit

**2008** Summit Supply sells 2,000+ tracks and starts stocking undercarriage parts for tracked skid steer machines

**2009** Summit Supply adds rubber pads to the product line and move into our current 100,000 sq. ft. facility in Asbury, NJ

**2012** After adding a second location in Washington and expanding to employ 12 team members, Summit Supply sells 8,000 rubber tracks, 3,400 undercarriage parts, 4,500 rubber pads and 1,800 solid tires

**2022** Summit Supply merged with Dominion Equipment Parts, LLC adding 5 distribution locations across the U.S. and becoming the exclusive OEM parts distributor for Morooka Rubber Track Carriers and Yanmar OEM parts

**2021** With continued growth and plans for expansion, Summit Supply merged with All State Ag Parts, Rubbertrax, and H&R Construction Equipment Parts

**2020** Throughout the COVID-19 pandemic, business was still booming and Summit Supply was able to maintain continued growth by anticipating and being prepared for what the market needed

**2019** Expansion of Illinois, Texas, and Washington warehouses - added steel chains and scissor lift product lines, and sold 50K rubber tracks across North America

**2017** Summit Supply opens distribution centers in California and Illinois, expands Contrax Equipment into Vancouver, BC, and celebrates 35 years in business

**2016** The Georgia distribution center opens - Summit Supply and Contrax combine efforts to sell 22,000+ rubber tracks across North America

**2015** Summit Supply acquires Canada's Contrax Equipment and solidifies a foothold across North America

**2014** The company celebrates the opening of the Texas distribution center

**2013** 10,000 rubber tracks are sold



# CORE VALUES



## CONSISTENCY

Since 1982, we've faithfully provided our customers with the highest quality products available.



## TEAMWORK

A team-driven philosophy empowers our talented and hardworking employees to pull together on your behalf.



## SERVICE

We say it every day... this business isn't about machines, it's about people. At Summit, YOU come first, always.



## INTEGRITY

Our continuing growth is a direct result of how we do business. We tell the truth and keep our promises.



## RESPECT

We treat our team members, vendors, and customers with dignity, courtesy, and professionalism.



TO DISCUSS YOUR SPECIFIC NEEDS, CALL 888.888.1248



# SHIPPING POLICIES

**FREE SHIPPING ON ALL STANDARD ORDERS**

**GUARANTEED SAME-DAY SHIPPING**



Quick-ship next day delivery to 42 states



1-2 Day delivery to 97% of the continental U.S.



Orders placed by 3pm (by location), ship same day



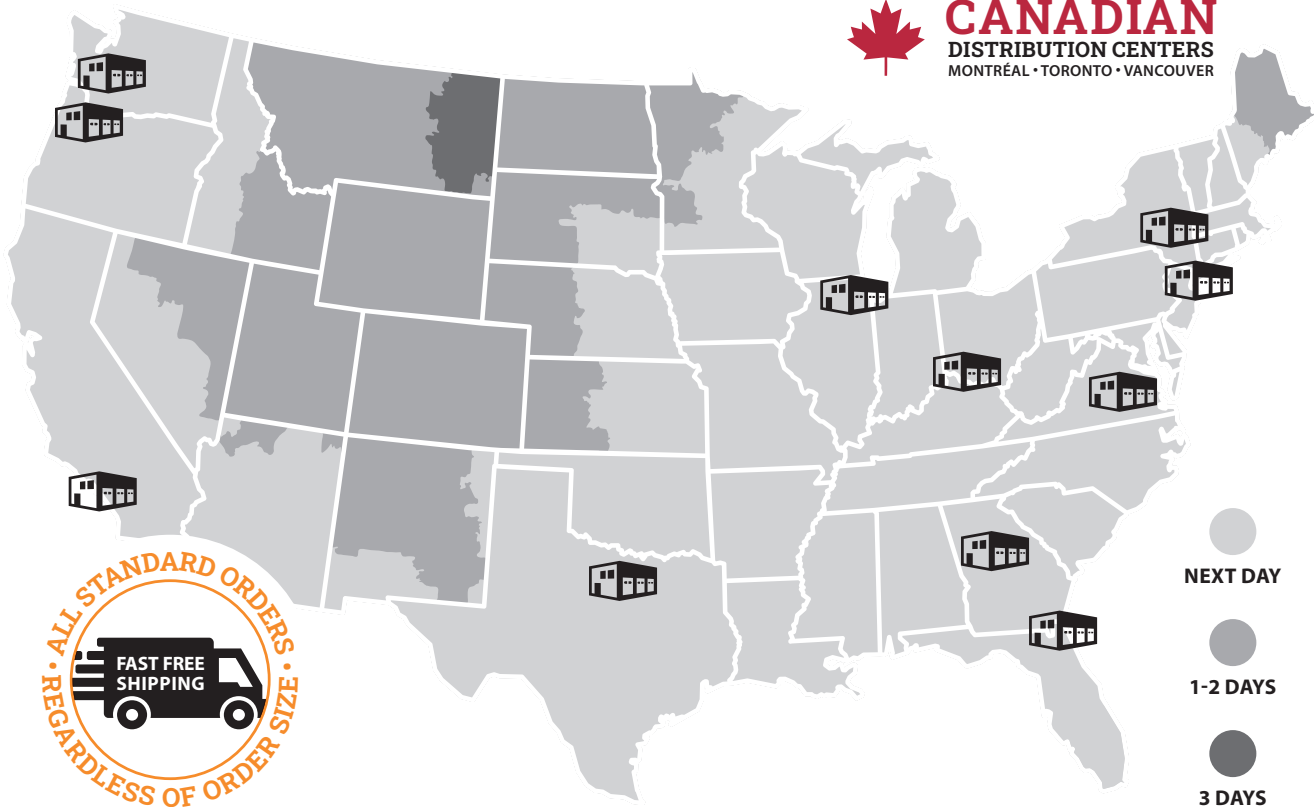
We ship from one of Summit's nine distribution centers



Includes shipment notifications via email



Summit's total care and follow up ensures your satisfaction



CALL 888.888.1248 FOR ANSWERS TO ALL YOUR CONSTRUCTION WEAR PART QUESTIONS!





# FOUR REASONS WHY

## OUR TRACKS SHOULD BE YOUR TRACKS

### 1 OUR ADVANCED RUBBER COMPOUND

- Precision-manufactured from a combination of high-quality synthetic and virgin natural rubber
- Superior flexibility
- Resistance to abrasion and tears

### 2 OUR EXTENSIVE SELECTION OF TREAD PATTERNS


- Improved traction
- Enhanced surface protection
- Available in non-marking compound

### 3 OUR HARDENED, FORGED STEEL DRIVE LINKS

- Tempered for unmatched strength and durability
- Helps ensure correct fitment, reliability, and longevity
- Reduces vibration in virtually any operating condition

### 4 OUR CONTINUOUS STEEL CORD (CSC) TECHNOLOGY

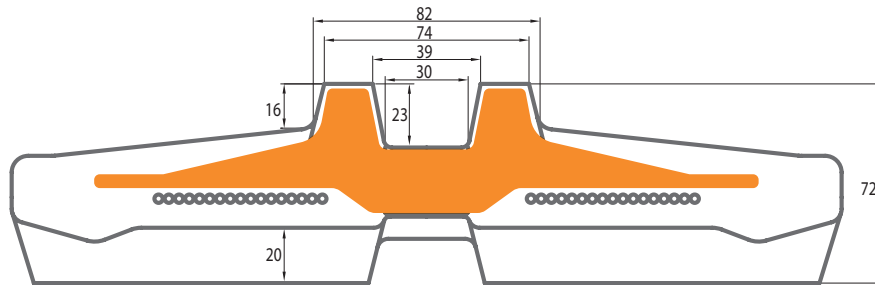
- Helically wound to guarantee even strength and weight distribution
- As an estimated 80% of track failures occur where multiple cords are bonded together, we eliminate those seams to ensure the entire track circumference maintains its integrity for life



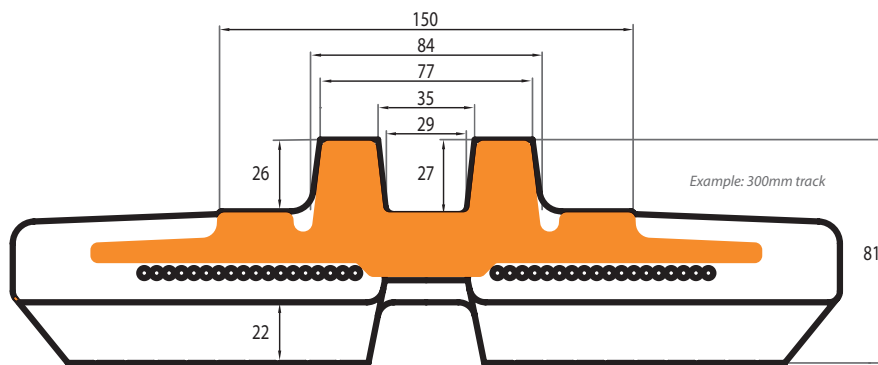


# HD STYLE GUIDE

## STANDARD



## SUMMIT SUPPLY



**20% MORE MASS OVERALL**  
maximizes durability and longevity

**THICKER STEEL CORDING**  
superior strength and rigidity

**BUILT-UP RAIL**  
virtually eliminates downtime due to derailing

**THICKER PROFILE AND EXTRA STEEL CABLING**  
meets or exceeds OEM specifications



Many products typically labeled as "standard" or even "premium" by other suppliers often feature a thinner, weaker carcass and less internal cabling.

**ALWAYS CONFIRM MEASUREMENTS BEFORE YOU BUY!**



# TRACK LOADER

## RUBBER TRACK STYLES GUIDE

### T-GUIDE STYLE

- Raised blocks for improved durability
- Prevents damage to rail surface
- OEM specifications for Takeuchi®, Gehl®, Mustang® CTL



### B-GUIDE STYLE

- Built up smooth rolling surface for smooth ride
- Exact circumferential specifications for many CTLs
- Specially formulated rubber compound



LEARN MORE ABOUT GUIDE STYLES ON OUR WEBSITE AT [SUMMITRUBBERTRACKS.COM](http://SUMMITRUBBERTRACKS.COM)



TRACK LOADER RUBBER TRACKS FROM SUMMIT SUPPLY ARE GUARANTEED TO FIT YOUR MACHINE

## TREAD PATTERN TERRAIN GUIDE



**C-LUG**



Dirt



Asphalt



Gravel



Grass



**H-WAVE (KUBOTA)**



Dirt



Asphalt



Gravel



Grass



**MULTI-BAR**



Dirt



Snow



Grass



**STAGGERED BLOCK**



Dirt



Asphalt



Gravel



Grass



**STRAIGHT BAR**



Dirt



Mud



Snow



Gravel



**TURF TREAD**



Grass



**ZIG ZAG**



Dirt



Mud



Snow



Gravel

TO DISCUSS YOUR SPECIFIC NEEDS, CALL 888.888.1248



# EXCAVATOR

## RUBBER TRACKS

### TREAD PATTERNS



CA



CB



CD



CE



CH



DC



EA



EE



EF



EG



EH



GC



GF



GM



IA



IB



IC



IE



IF



IK



IM



JB



JC



JS



KA





KC



KD



KE



LB



MA



MB



MC



MI



MN



MT



NA



OA



OB



OC



OD



OE



OF



OG



OH



PE



QC



QD



**ALL TREAD PATTERNS ARE REPRESENTATIVE OF SUMMIT SUPPLY'S EXTENSIVE INVENTORY**

Contact us to find out which part number will fit your machine.



# CRAWLER CARRIER AND DUMPER

## RUBBER TRACKS

### TREAD PATTERNS



KH



KN



OQ



OY



QB



QE



SA



SC



SE



TA



UA



VA



VB



VC



VD



XA







# NON-MARKING RUBBER TRACKS

Protect finishes and keep floors clean with non-marking rubber. **Any tread, tire, or pad can be special ordered.**



To determine which parts are available for your machine, call 888.888.1248 today and ask to speak with a knowledgeable product specialist.

TO DISCUSS YOUR SPECIFIC NEEDS, CALL 888.888.1248



# SPECIALTY EQUIPMENT

WE STOCK RUBBER TRACKS  
TO FIT 8,000+ MACHINE  
MAKES AND MODELS

## DRILL RIG TREAD PATTERNS



CB



CD



CE



CH



DC



EE



EF



EG



GM



HE



IA



IB



IC



IE



JB



JC



MB



OB



SPECIALTY EQUIPMENT RUBBER TRACKS FROM  
SUMMIT SUPPLY ARE GUARANTEED TO FIT YOUR MACHINE



## NON-METAL CORE TREAD PATTERNS



## PAVER TREAD PATTERNS



## BULLDOZER TREAD PATTERNS

## OTHER SPECIALTY TREAD PATTERNS





# AGRICULTURAL TRACKS


## FOR LARGE-POWER TRACTORS

### SPECIAL RUBBER FORMULA TREAD PATTERN

Provides high wear resistance and durability

### GALVANIZED STEEL CABLE WITH PATENTED STRUCTURE

Provides high strength along the track length



### THREE ANCILLARY WIRE PLYS ABOVE STEEL CABLE

With different angles improve the stability of the track body

### ADDITIONAL WIRE PLY UNDER STEEL CABLE

Protects the steel cable from the wear of the driving wheel



### REINFORCED DRIVE LUG

The drive lug applies unique rubber compound with high hardness and tensile strength. Meanwhile, its inner structure is optimized according to different drive type (friction or positive), allows long service life.



### FRICITION DRIVE

A friction drive belt, as implied by its name, is a track that is tensioned to smooth rubber wheels much like a conveyor belt. The tractive force generated for propulsion is the friction between the drive wheels and the roller path of the track.



### POSITIVE DRIVE

The positive drive track is primarily a friction drive belt (most of the time) with metal sprockets that are interlaced with rubber blocks. At the point the friction drive is overwhelmed, the sprocket catches the rubber blocks for a positive engagement without any noticeable difference.

# 1000+ USED TRACKS

IN STOCK AT ALL TIMES

Used inventory is acquired through customer returns, inventory sell-offs, overstock from competitors, and trade-ins.

As the selection changes daily, please contact us to confirm availability.

**To recycle tracks, call 888.888.1248  
or email [recycling@summittracks.us](mailto:recycling@summittracks.us)**



**USED RUBBER TRACKS FROM  
SUMMIT SUPPLY ARE GUARANTEED  
TO FIT YOUR MACHINE**

TO DISCUSS YOUR SPECIFIC NEEDS, CALL 888.888.1248



# OVER THE TIRE

## RUBBER TRACKS

### CREATE TWO MACHINES IN ONE FOR MORE CONTROL AND EASE OF USE


ALL PARTS ARE REPLACEABLE

#### SPECIALLY DESIGNED PARABOLIC CURVATURE

Features an inner surface material that's carefully tapered to grip the tires

#### HIGH-QUALITY RUBBER

Manufactured with precision to ensure excellent bonding, abrasion-resistance, and tensile strength



#### MODULAR INSTALLATION METHOD

Enables quick mounting and easy replacement

#### INTERNAL STEEL BODY

Engineered to provide prime traction and flotation, even on the harshest ground



# OVER THE TIRE

## STEEL TRACKS

### PRIMARILY DESIGNED FOR USE IN MUDDY WET CONDITIONS

#### ALL PARTS ARE REPLACEABLE


- More traction, more flotation, less ground pressure equals more productivity
- Adjustable length for increased model application
- Suitable for a wide variety of wheel base dimensions

#### UNIQUE CURVED DESIGN

Allows for operating on concrete and asphalt without crushing or grinding the surface

#### INNOVATIVE MODULAR DESIGN

Easy replacement of individual segments and components



#### REINFORCED, HI-FLOTATION PROFILE


More pushing and pulling power in deep mud

#### ROBUST HARDENED STEEL CONSTRUCTION

Long service life with significant protection for the tires

#### SPACERS AVAILABLE

At least three inches of clearance is required between the tire and the machine





# SUMMIT

## RUBBER PADS

### EXTREME-DUTY RUBBER COMPOUND


- HARMENED, FORGED STEEL CORE FOR SUPERIOR DURABILITY
- PROTECTS SURFACES
- REDUCES NOISE
- INCREASES TRACTION
- EXTENDS UNDERCARRIAGE LIFE



**HIGH TEAR AND TENSILE STRENGTH**  
Prevents damage by elements in the work environment



**SUPERB ELONGATION AND BONDING STRENGTH**  
Maintains structural integrity when torqued and stretched


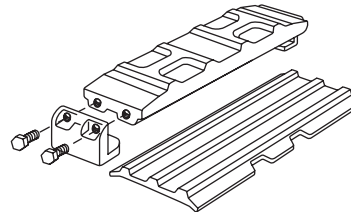


**OUTSTANDING ABRASION-RESISTANCE**  
Extends pad life, reduces downtime, and increases value

#### CLIP-ON

- Heaviest, most durable pad
- Warranty includes the clips and hardware
- Simple installation and quick, easy removals
- No pre-drilled holes required

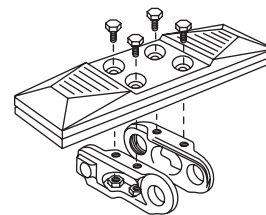
PAD WIDTH	BOLT CLASS	BOLT SIZE	TORQUE
200-450 mm	8.8	M14*2	80 lb-ft
450-800 mm	8.8	M16*1.5	90 lb-ft



#### ROADLINER

- Bolts directly to the steel chain
- No steel grouser shoe required
- Four bolts are centered to increase stability
- Protects curbs from damage

PAD WIDTH	BOLT CLASS	BOLT SIZE	TORQUE
300 mm	12.9	M12*1.25	165 lb-ft
400 mm	12.9	M12*1.25	165 lb-ft
450 mm	12.9	M12*1.25	165 lb-ft
450 mm	12.9	M14*1.5	185 lb-ft
500 mm	12.9	M16*1.5	150 lb-ft
600 mm	12.9	M14*1.5	185 lb-ft
600 mm	12.9	M16*1.5	150 lb-ft
600 mm	12.9	M20*1.5	300 lb-ft




# SUMMIT

## RUBBER PADS

### BOLT-ON

- Matches the width of your machine
- Securely bolts to the triple grouser steel pad
- Pre-drilled holes required
- Protects curbs from damage

PAD WIDTH	BOLT CLASS	BOLT SIZE	TORQUE
230 mm	8.8	M12*1.75	60 lb-ft
250 mm	8.8	M12*1.75	60 lb-ft
300 mm	8.8	M12*1.75	60 lb-ft
350 mm	8.8	M12*1.75	60 lb-ft
400 mm	8.8	M12*1.75	60 lb-ft
450 mm	8.8	M12*1.75	60 lb-ft
450 mm	8.8	M14*2	80 lb-ft
450 mm	8.8	M16*2	90 lb-ft
500 mm	8.8	M14*2	80 lb-ft
500 mm	8.8	M16*2	90 lb-ft
500 mm	8.8	M20*2.5	150 lb-ft
600 mm	8.8	M16*2	90 lb-ft
600 mm	8.8	M20*2.5	150 lb-ft
700 mm	8.8	M16*2	90 lb-ft
700 mm	8.8	M20*2.5	150 lb-ft



AVAILABLE IN 200-900 MILLIMETERS, DURALINE™ RUBBER PADS FROM SUMMIT SUPPLY ARE GUARANTEED TO FIT YOUR MACHINE

# SPECIALTY

## RUBBER PADS



**REDUCED NOISE**  
Decreases disruptions around the work site



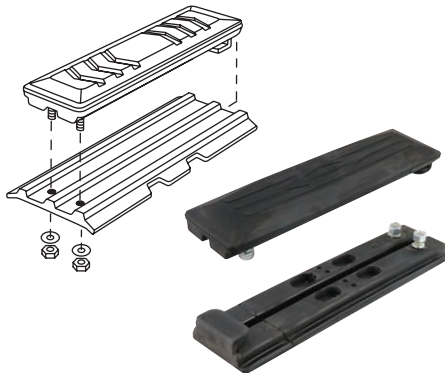
**MAXIMIZED TRACTION**  
Increases stability and safety



**MINIMIZED VIBRATION**  
Improves operator comfort

### BOLT HOOK

- Easy installation
- Clips and bolts on steel grouser shoe
- Combines benefits of bolt-on and clip-on rubber pads





# STEEL CHAINS

## AND RUBBER PAD ASSEMBLY

**OUR STEEL CHAINS ARE HARDENED ALL THE WAY THROUGH TO PROMOTE LONGER WEAR LIFE**

### MANUFACTURED WITH BORON

Steel is manufactured with boron to create a harder steel compound.

### MAXIMUM PERFORMANCE HARDENED STEEL

To enable steel to reach its maximum hardness, it is first heated and then quenched in a water-based solution. It is then heated again until it reaches the correct temper color and re-quenched to ensure the steel will deliver maximum performance.

All components (pins, bushings, and links) are hardened using the same process.



### WATCH FOR INFERIOR OFFERINGS THAT ONLY HAVE A HARDENED LAYER ON TOP

These products will be inherently weaker and more prone to failure.



## A CONVENIENT, TWO-IN-ONE SOLUTION

**PAIR OUR DURABLE STEEL CHAINS WITH OUR EXTREME-DUTY RUBBER PADS**

(For more information on our Rubber Pads, go to page 18)



**ALL STEEL CHAINS AND PAD ASSEMBLIES FROM SUMMIT SUPPLY ARE GUARANTEED TO FIT YOUR MACHINE.**

# SOLID TIRES

## SOLID TIRES TERRAIN GUIDE



### REGULAR TREAD

- Demolition
- Scrap
- Dirt
- Mud
- Snow
- Asphalt
- Gravel



### DIAMOND TREAD

- Dirt
- Snow
- Asphalt
- Gravel
- Grass



### NON-DIRECTIONAL

- Demolition
- Scrap
- Dirt
- Asphalt
- Gravel
- Grass



### SMOOTH

- Scrap
- Asphalt
- Gravel





# FLATPROOF TIRES

## NO MORE FLAT TIRES!

EXTRA HEAVY-DUTY RUBBER COMPOUND RESISTS ABRASION, TEARS, AND CORROSION - EVEN IN EXTREME SITUATIONS!

- Improve Productivity
- Reduce Maintenance Costs
- Increased operator comfort
- Quick and easy installation
- Highest Quality Materials
- Aggressive Tread Pattern
- Bonded to the offset rim - no slippage, works with over the tire tracks
- Large hub - Fits Bobcat A Series S750 and S850



### TREADED

- Self-cleaning design
- Available in multiple tread patterns
- Thick 2-inch tread for aggressive bite



### NON-TREADED

- Ideal for Scrap Yards, Municipal Waste Facilities, Paving Contractors

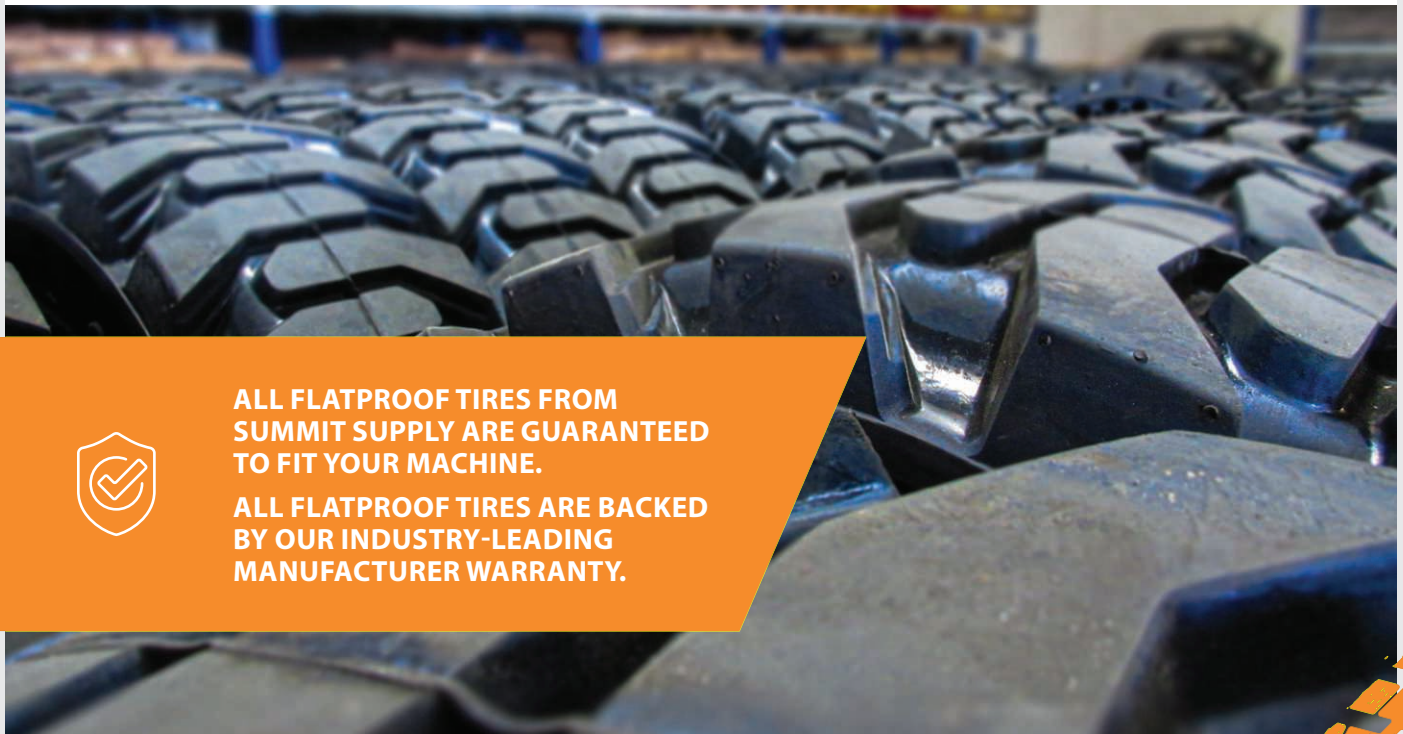


# FLATPROOF TIRES

## ENJOY A SMOOTHER, CONFIDENT RIDE

DON'T WASTE VALUABLE TIME  
CHANGING TIRES

	AP-EX®	VERT-EX®
<b>TYPE</b>	Bonded	Press-on
<b>LIFESPAN</b>	Lasts 3-4 times longer than a standard air-filled tire [when used for the same application(s)]	Lasts 2-3 times longer than a standard air-filled tire [when used for the same application(s)]
<b>HUB OPENING</b>	6 inch, 8 inch	6 inch, 8 inch
<b>N° RIM HOLES</b>	8 holes	8 holes



ALL FLATPROOF TIRES FROM  
SUMMIT SUPPLY ARE GUARANTEED  
TO FIT YOUR MACHINE.

ALL FLATPROOF TIRES ARE BACKED  
BY OUR INDUSTRY-LEADING  
MANUFACTURER WARRANTY.



# SOLID TIRES

## HEAVY DUTY

### TREAD PATTERNS



10-16B



12-16B



DT1016B



DT12-16B



DTLG 12-16B



LG12-16B



ND LG UB1220



SMOOTH 10-16B



SMOOTH 12-16B



SMOOTH  
LG 12-16B



SMOOTH  
LG UB1220



ST301



ST302



ST303



ST305



ST306



ST401



ST402



ST501



ST502



ST503



ST504



ST505



ST506



ST703



ST704



UB712



UB712-0



UB812



UB815



UB1016



UB1220



UB1220-LG



UB1220-LG-3/4



UB1220-LG-7/8



UB1324A



UB1324B



UB1324C



UB1417



UB1417-LG-3/4



UB1424



UB3613



UB4014A



UB4014B



UB4014C



UB4014D



**ALL FLATPROOF TIRES ARE REPRESENTATIVE OF SUMMIT SUPPLY'S EXTENSIVE INVENTORY**

Contact us to find out which part number will fit your machine.




# UNDERCARRIAGE

## WEAR PARTS

### INDUSTRY-LEADING PRODUCTS

#### UNMATCHED SERVICE

- Highest-quality, hardened steel ensures long life
- Sealed bearings reduce maintenance, labor costs, and downtime
- Precision-manufactured to meet or exceed OEM specifications
- Massive inventory available in 9 North American distribution centers





# IDLER STYLES

## TRACK LOADERS



## EXCAVATORS



## CRAWLER CARRIERS & DUMPERS



## OTHERS



**ALL UNDERCARRIAGE STYLES ARE REPRESENTATIVE OF SUMMIT SUPPLY'S EXTENSIVE INVENTORY**

Contact us to find out which part number will fit your machine.



# UNDERCARRIAGE

## WEAR PARTS

### BOTTOM ROLLER STYLES

#### TRACK LOADERS



#### EXCAVATORS



#### CRAWLER CARRIERS & DUMPERS

#### OTHERS



### TOP ROLLER STYLES

#### EXCAVATORS



#### CRAWLER CARRIERS & DUMPERS





# SPROCKET STYLES

## TRACK LOADERS



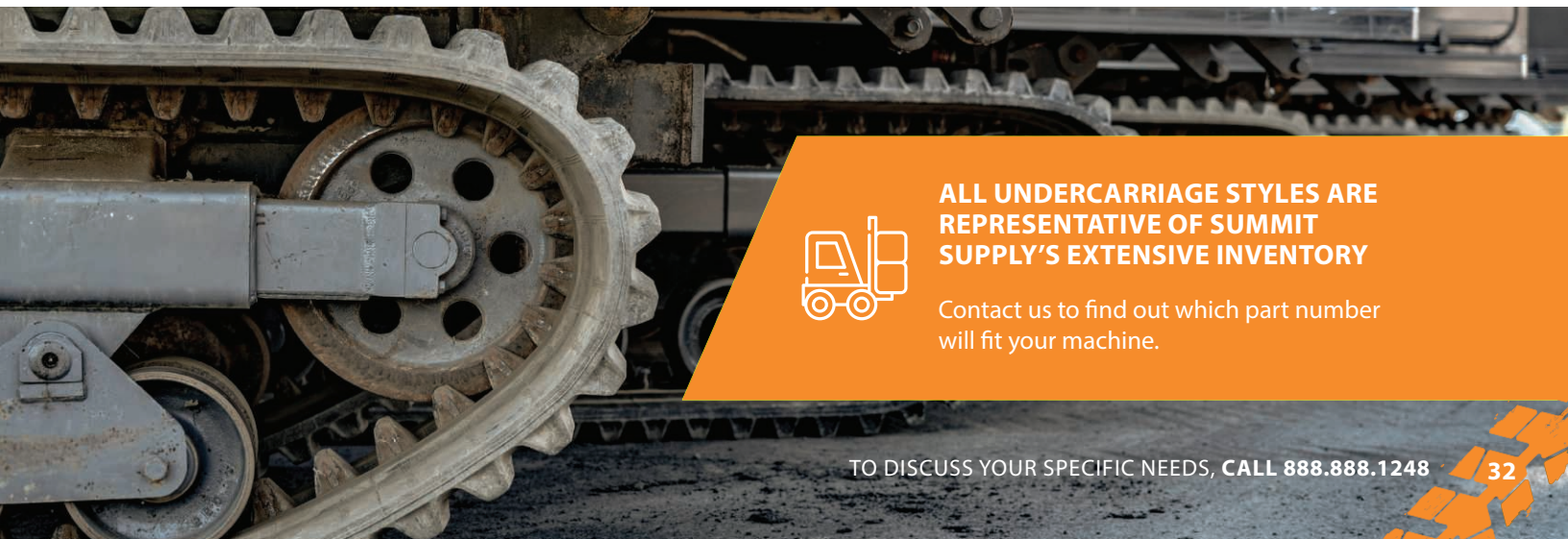
## EXCAVATORS



## CRAWLER CARRIERS & DUMPERS



## OTHERS



**ALL UNDERCARRIAGE STYLES ARE REPRESENTATIVE OF SUMMIT SUPPLY'S EXTENSIVE INVENTORY**

Contact us to find out which part number will fit your machine.



# OEM PARTS

## DISTRIBUTION


### **YANMAR**

### **YANMAR OEM PARTS**

#### LEADER IN YANMAR REPLACEMENT PARTS

All Yanmar Construction Equipment models are supported with the correct OEM parts to keep your equipment running like new.

Choose from a large inventory of OEM replacement parts for Yanmar construction equipment, including filters, engine parts, hydraulics, wear parts, undercarriages, hoses and belts.



### **MOROOKA**

### **MOROOKA OEM PARTS**

#### EXCLUSIVE DISTRIBUTOR IN NORTH, CENTRAL AND SOUTH AMERICA

Summit Supply is the exclusive OEM parts distributor for Morooka Rubber Track Carriers in the United States, Canada, Mexico, Central and South America.

Morooka parts are always in stock, and most destinations are eligible for one-day shipping. We provide customers with quick, dependable service and high quality Morooka parts so that you can keep moving.



# SUMMIT ANSWERS

## YOUR FREQUENTLY ASKED QUESTIONS

### Q IS A HEAVY-DUTY TRACK WORTH THE COST?

**A** Yes. The heavy-duty track has 20-30% more material for 10-20% more in cost. This extra material produces in excess of a 30% increase in product life.

### Q HOW DO I KNOW WHICH PART GOES WITH MY MACHINE?

**A** Visit [summitrubbertracks.com](http://summitrubbertracks.com), search by make and model, and check to see if the part is listed as fitting. You can also confirm part numbers by calling us at 888.888.1248 and talking with a product specialist. Remember, at Summit Supply, parts are **guaranteed to fit your machine**.

### Q WHICH TREAD PATTERNS FOR MY TRACK LOADER WORK BEST IN SPECIFIC ENVIRONMENTS?

**A** Reference page 10 for a visual.

### Q WHAT ARE YOUR RUBBER TRACKS MADE OF?

**A** Our rubber tracks are a blend of natural and synthetic virgin rubber. They're manufactured with continuous steel cording and hardened steel links for durability and longevity. We do not use any recycled rubber.

### Q TO ENSURE SAME DAY SHIPPING, ORDERS SHOULD BE PLACED BY WHAT TIME?

**A** Place your order by 3pm, by location, or by the time the shipping trucks leave.

### Q HOW FAST CAN I GET MY ORDER AND CAN I TRACK IT?

**A** Standard orders deliver in 1-2 days to 97% of the continental U.S. with FREE freight on any size order! To locate the shipping company's tracking number, simply reference your invoice or receipt.

### Q A & B TIRES: WHICH SIDE OF THE MACHINE DO THEY GO ON?

**A** It usually doesn't matter which side the A and B tires go on as long as they are on opposite sides! They're often a 70:30 offset.

### Q HOW DO I MAKE A CLAIM ON A WARRANTY?

**A** In the rare event you need to submit a warranty claim, take a minimum of three pictures: the serial number, the entire product, and the failure. Email them to [warranty@summittracks.us](mailto:warranty@summittracks.us) and your rep. Include the date the product was purchased, the date it was installed, and any other details you feel are pertinent to your claim.

### Q HOW DOES RECYCLING WORK?

**A** We accept tracks for recycling at our New Jersey, Texas, and Washington facilities. Once you know the quantity and width of the tracks, please contact us for details and costs prior to shipping them. Keep in mind that all tracks must be strapped to a pallet and we do NOT accept non-metal core tracks or tires.

### Q SHOULD I MOUNT TRACKS IN A CERTAIN DIRECTION?

**A** Most tracks are non-directional. In the event they are not, the side of the track is marked with arrows.



# TESTIMONIALS

## WHAT CUSTOMERS SAY ABOUT US

We had a track break down on the job site. Picked up the phone at 2:40pm and had the track to my door in a day and a half... impressed to say the least and the price was really good. Thank you Summit Supply... good job.

*Scott D.*

This place is awesome. Knowledgeable and friendly. They treated me like family. Thanks for going above and beyond.

*Linda B.*

Too many good things to say about this company. The ones that stand out are killer customer service and product.

*Wesley*

I am so happy with my first experience with Summit. Your company showed real integrity and excellent customer service. I am going to sing your praises and you will now be my go to source for... rubber tracks and other items too.

*Jason B.*

Customer service was excellent. The gentlemen helped me find a set of tracks for a customer. He went so far as to email me a picture so the customer could see firsthand what he was getting. Got order in a very timely manner.

*Debbie L.*

I'm very impressed with the speed at which my order arrived. Excellent service.

*Bob S.*

So far the best I've dealt with. Customer service is what they do.

*Tyrone G.*

Super accommodating to my timeline. Had what we needed on the shelf ready to go. We were able to get our machine back on site fast. Thanks.


*Wendy E.*

**TELL US  
HOW WE'RE DOING**


Email your testimonial  
to [marketing@summittracks.us](mailto:marketing@summittracks.us)

# QUALITY CONSTRUCTION WEAR PARTS

FROM A BRAND YOU CAN TRUST



- 1** RUBBER TRACKS
- 2** RUBBER PADS
- 3** SPROCKETS
- 4** TOP ROLLERS
- 5** BOTTOM ROLLERS
- 6** IDLERS



**IN STOCK  
& READY  
TO SHIP**



# HOW TO MEASURE TIRES

## REFERENCE GUIDE

Before you order, be sure you have the following information:

**A WIDTH**  
Measure from one side of the tire to the other, at the widest part.

**B HEIGHT**  
Measure the distance between the top and the bottom of the tire.

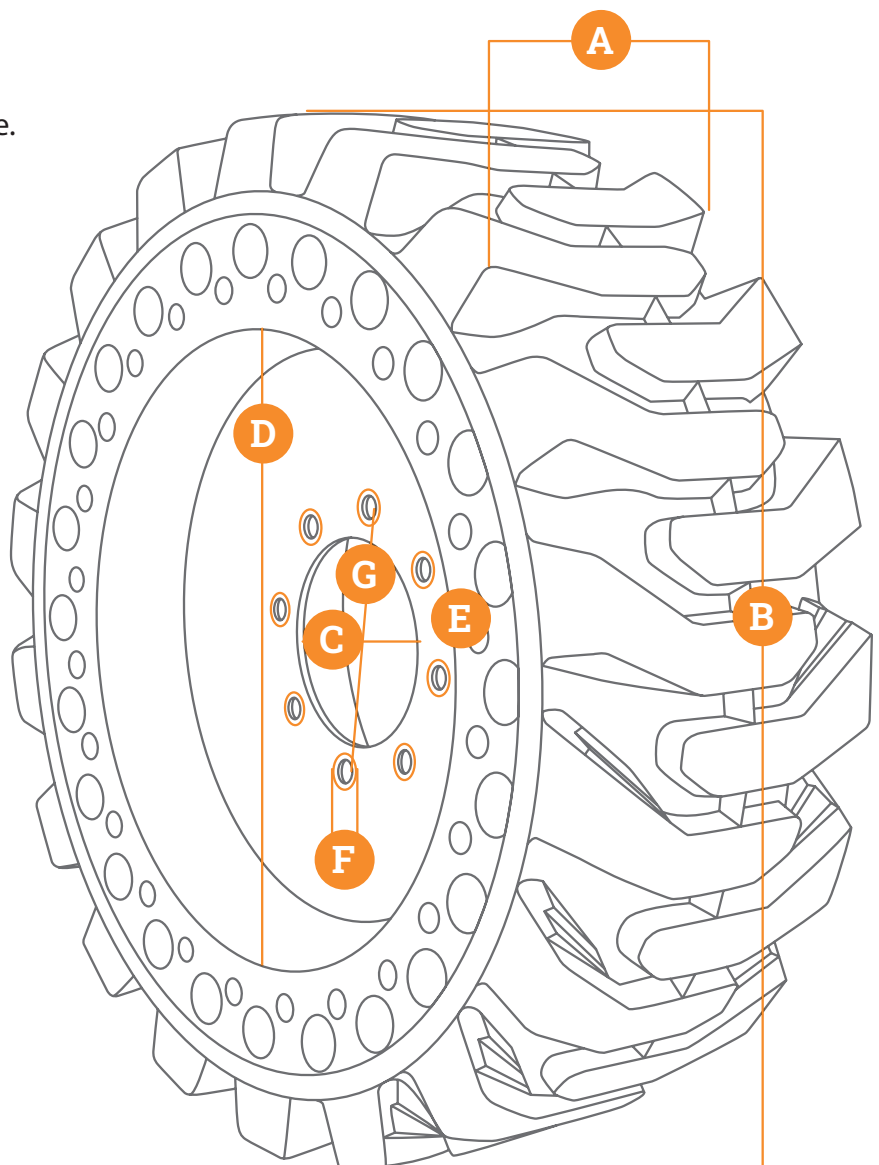
**C HUB DIAMETER**  
Measure from one side of the hub to the other, at the widest part.

**D RIM DIAMETER**  
Measure from one side of the rim to the other, at the widest part.

**E NUMBER OF BOLT HOLES**  
Count the holes (for example, the drawing shown here has 8).

**F BOLT HOLE DIAMETER**  
Confirm the diameter of the bolt hole.

**G STUD CENTER**  
Measure from the center of a stud to the center of the one across from it.





Conversion Ratio: 1 inch = 25.4 mm

# HOW TO MEASURE RUBBER TRACKS

## REFERENCE GUIDE

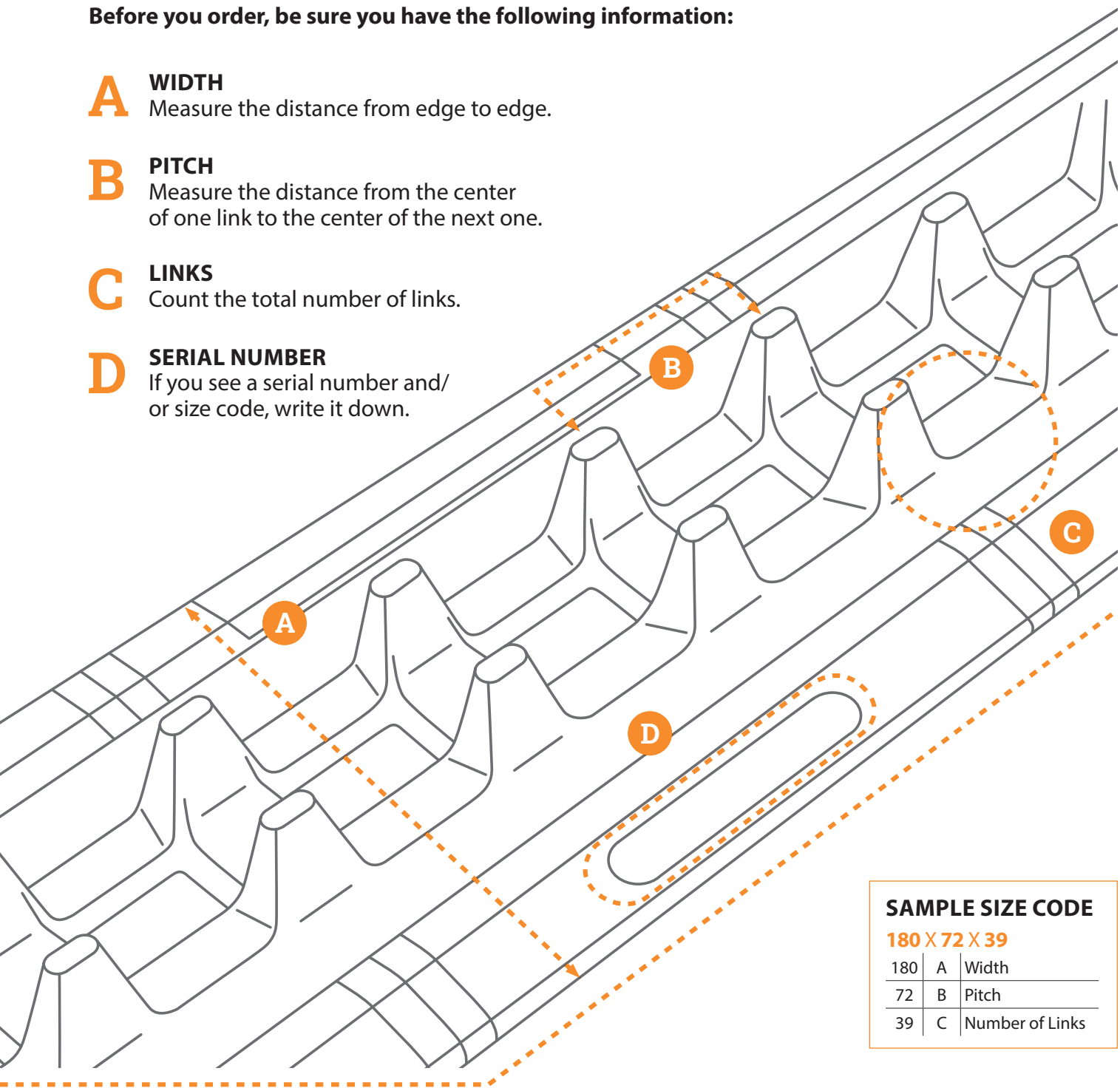
Before you order, be sure you have the following information:

**A WIDTH**  
Measure the distance from edge to edge.

**B PITCH**  
Measure the distance from the center of one link to the center of the next one.

**C LINKS**  
Count the total number of links.

**D SERIAL NUMBER**  
If you see a serial number and/or size code, write it down.



SAMPLE SIZE CODE		
<b>180 X 72 X 39</b>		
180	A	Width
72	B	Pitch
39	C	Number of Links

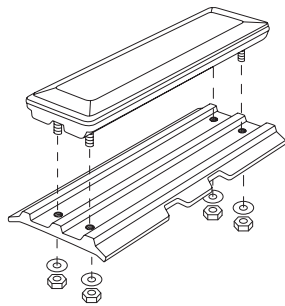


# HOW TO MEASURE RUBBER PADS

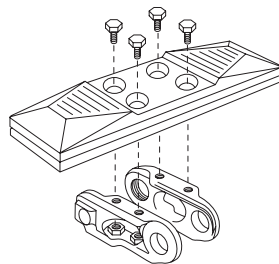
## GROUSER MEASUREMENTS WORKSHEET

Taking the time to properly measure your rubber pads will make the ordering process easier and faster.

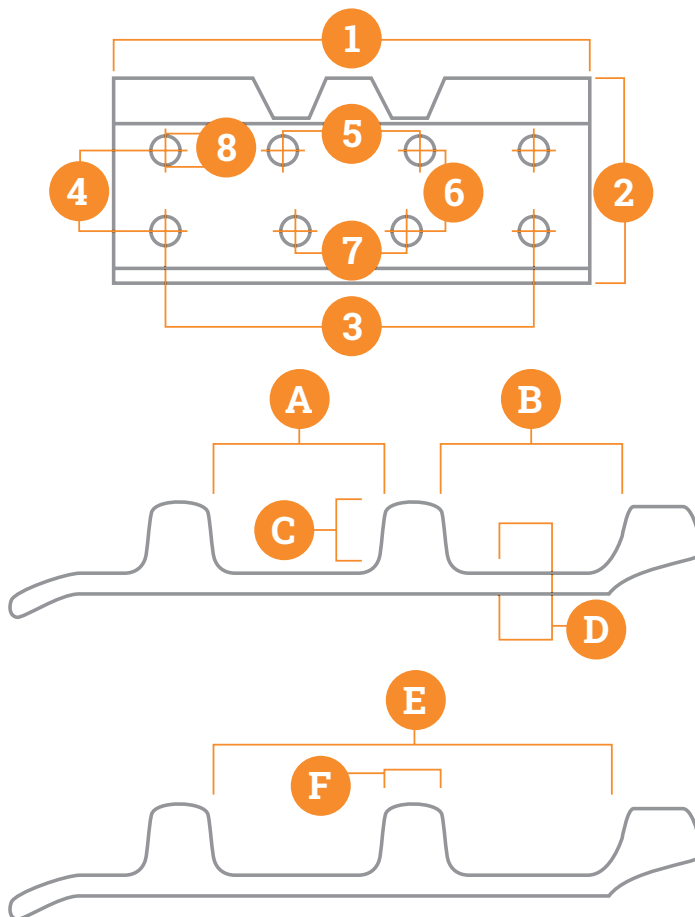
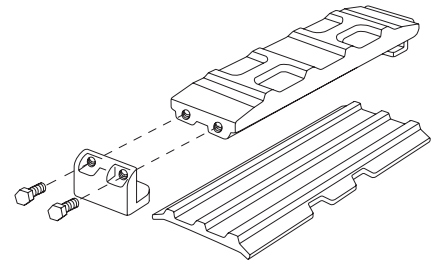
**BOLT-ON**



**ROADLINER**



**CLIP-ON**



- 1 ● ● ●
- 2 Not Required
- 3 ●
- 4 ●
- 5 ● ●
- 6 ● ●
- 7 ● ●
- 8 ●
  
- A ● ●
- B ● ●
- C ● ●
- D ● ●
- E ● ●
- F ● ●





**QUALITY CONSTRUCTION  
EQUIPMENT WEAR PARTS**





SCAN THIS QR CODE  
TO VISIT OUR WEBSITE



INFO@SUMMITRUBBERTRACKS.COM  
SUMMITRUBBERTRACKS.COM

#### HEADQUARTERS

2 Vliet Farm Road,  
Asbury, NJ  
08802

Tel 888.888.1248  
Fax 908.479.4186

#### DISTRIBUTION LOCATIONS

2930 E. Maria Street  
Rancho Dominguez, CA  
90221

7662 Philips Hwy, Ste 27,  
Jacksonville, FL  
32256

4775-A Westpark Drive SW  
Atlanta, GA  
30336

103 Paragon Drive  
Romeoville, IL  
60446

138 Morris Road  
Schenectady, NY  
12304

3023 E. Kemper Road #10  
Sharonville, OH  
45241

4783 NE 190th Lane  
Portland, OR  
97230

200 Northpoint Drive, Ste 150  
Coppell, TX  
75019

11096 Leadbetter Road  
Ashland, VA  
23005

521 8th Street SW, Ste B  
Auburn, WA  
98001